

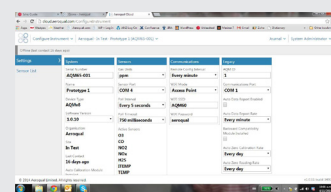
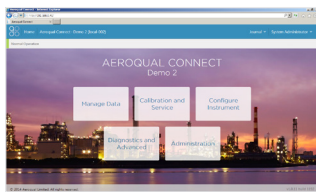
CONNECT

Aeroqual CONNECT is our new instrument operating software featuring a modern user interface and advanced data management tools. **CONNECT** forms the bridge between your computer, tablet or mobile phone and the Aeroqual instrument using WIFI, Ethernet, or modem (optional).

CONNECT opens in your browser and gives you access to data, settings, diagnostics, journal history – basically everything you need to know. It also comprises sophisticated data management tools which optimise the raw data from your instrument.

CONNECT is included in the system price of your instrument and is currently available on the AQM 65, Dust Sentry and Dust Profiler.

SYSTEM OVERVIEW



FEATURES

ADMINISTRATION APP

- Used for user access management

MANAGE DATA APP

- Charts display data from a user defined date range
- Table view of data with user selectable averaging periods – choose from 1 minute raw data, 15 minute, 1 hour, 8 hour or daily averages
- Export data with user selectable averaging; the journal can be exported in the same file

CALIBRATION AND SERVICE APP

- Clicking the “Manual Service” button automatically labels the data
- View real time data from the instrument as well as the calculated average and standard deviation of that data
- Change gain and offset for each sensor
- All calibration changes are logged in the instrument journal
- Aircal 8000 functionality is built in including up to 3 scheduled calibration runs as well as manual operation of a calibration run
- All calibration data is labelled and a matching journal entry created

DIAGNOSTICS AND ADVANCED APP

- For highly trained technicians and instrument troubleshooting
- View and export sensor diagnostic information
- Change sensor module settings
- All changes are logged in the journal

CONFIGURE INSTRUMENT APP

- Used to configure your instrument just how you like it, from WIFI settings to Aeroqual Cloud connectivity, active sensors and more

CLOUD

Aeroqual CLOUD gives you access to an instrument or network of instruments from any internet-enabled browser. The data is stored “in the cloud” and can therefore be accessed anywhere anytime. It allows all the same functionality as **Aeroqual CONNECT** but enables multiple users to remotely access the data from multiple instruments all at the same time.

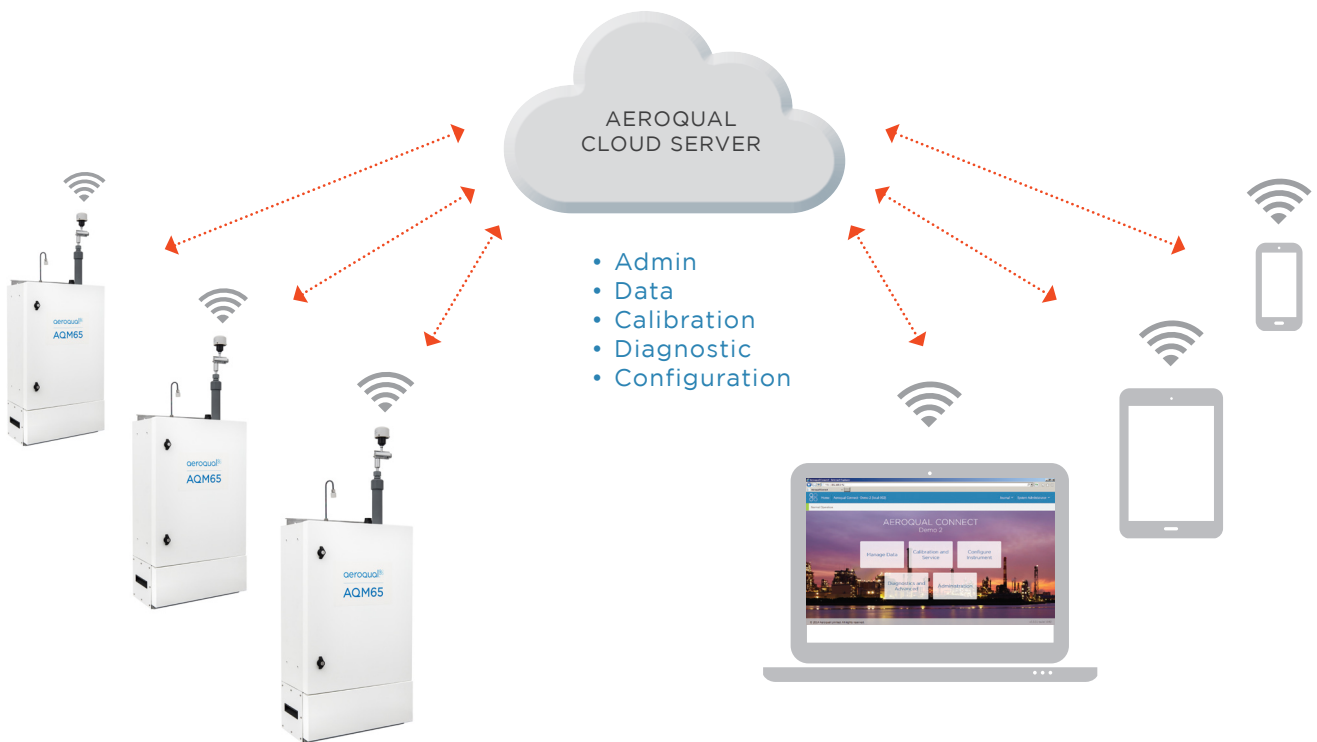
Whereas **CONNECT** is a core part of your Aeroqual instrument, **CLOUD** is optional but strongly recommended. **CLOUD** with basic features is free for the life of the instrument. Advanced features are available on a subscription basis.

FEATURES

All the same functionality as Aeroqual Connect, plus:

- View and manage a network of instruments
- Remotely update instrument firmware
- Advanced user access management
- Enjoy faster browsing speeds
- Minimise data usage costs
- Back up data so it can never be lost
- Access data even when the instrument is offline
- Send SMS/text and email alerts (optional)
- Auto export data via FTP to another server (optional)
- Auto export a data file via email (optional)

SYSTEM OVERVIEW



Date	Location	PM10	PM2.5	CO	CO2	NO2	SO2	Temp	Humidity
2016-08-01	Site 1	15.00	10.00	0.10	400.00	20.00	0.00	20.00	60.00
2016-08-02	Site 1	12.00	8.00	0.08	380.00	18.00	0.00	18.00	55.00